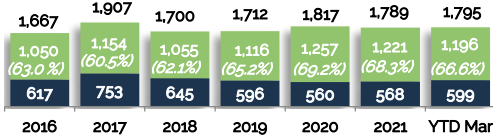
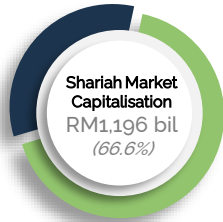


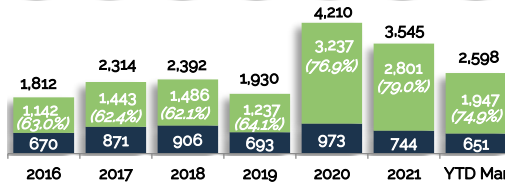

# SHARIAH EQUITY MARKET HIGHLIGHTS

As at 31 March 2022

## Market Capitalisation

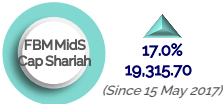
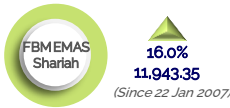
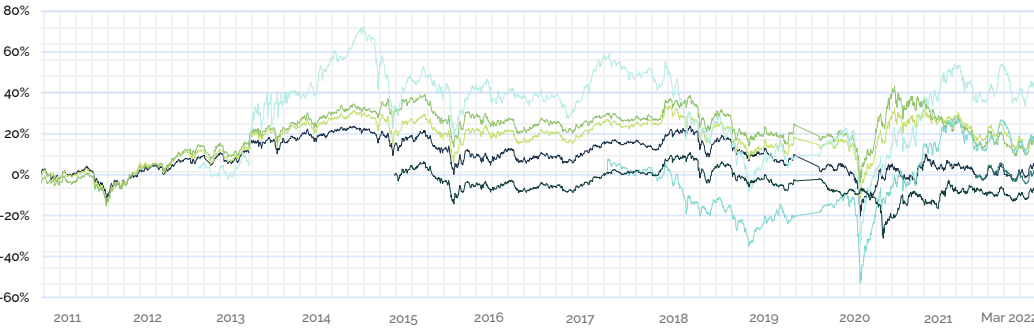


## Average Daily Trading Value (ADV)

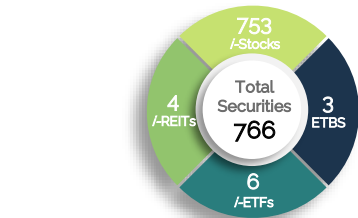
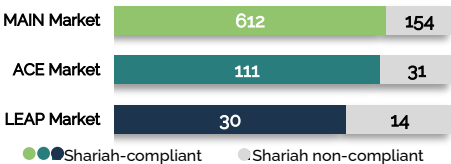


■ Non-Shariah Market Capitalisation (RM bil) ■ Shariah Market Capitalisation (RM bil) ■ Shariah ADV OMT (RM mil) ■ Non-Shariah ADV OMT (RM mil)  
— Y-o-Y Growth of Shariah Market Capitalisation — Y-o-Y Growth of Shariah ADV

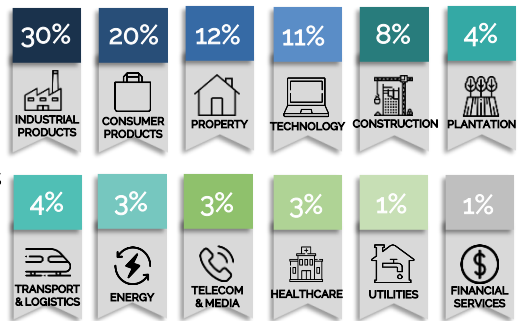
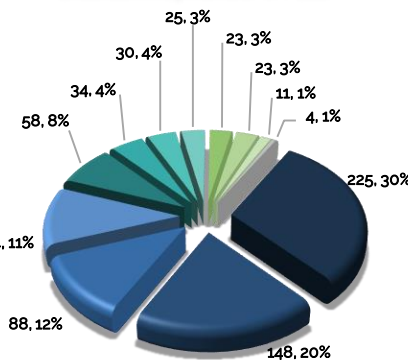
## Index Performance & Growth Since 2011



## Shariah-compliant Listed Companies



## Breakdown by number of PLCs

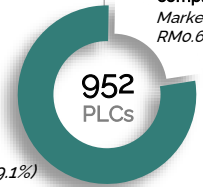


## Securities Listed and Traded



766 (77.1%) Shariah-compliant

199 (20.9%) Shariah Non-compliant  
Market Cap: RM0.6 tril



753 (79.1%) Shariah-compliant  
Market Cap: RM1.2 tril

20 Exchange Traded Funds (ETFs)

6 i-ETFs | NAV: RM0.4 bil 20.2%

14 ETFs | NAV: RM1.7 bil 79.8%

18 Real Estate Investment Trusts (REITs)

4 i-REITs | Market Cap: RM16.1 bil 42.0%

14 REITs | Market Cap: RM22.2 bil 58.0%

3 Exchange Traded Bonds and Sukuk (ETBS)

3 ETBS | Market Cap: RM0.4 bil

195 Shariah-compliant Warrants